



MEDIUM-DUTY LEVELERS
POLY SWIVEL
METRIC 1&2 INCH STUD

LOW-PROFILE METRIC POLY SWIVEL STUD LEVELERS

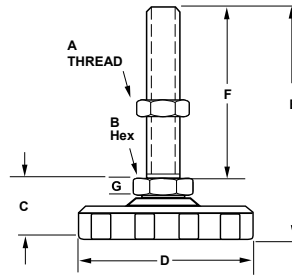
The IEC Poly Base Steel and Stainless Steel Swivel Stud Leveler is ideal for medium-duty load requirements. Nylon bases from 1" to 4" with 15 degree swivel from centerline. Steel Stud has trivalent zinc, yellow chromate finish.

Features

- Corrosion resistant
- 15 degree swivel
- 5 base diameters
- Glass-filled nylon
- Loads to 3,000 lbs.
- Supplied with jam nut
- RoHS compliant
- M6 & M8 available in 1" (25mm) length
- Optional Top-A-Just™ shown to right (add "-BR" to P/N)

Applications

- Electronic equipment
- Enclosures
- Conveyors
- Machinery
- Work tables
- Display racks



LOW PROFILE METRIC POLY SWIVEL — 2 " STUD LENGTHS

Steel	Stainless	Load	A	B	C	D	E	F	G
IL50-M6Gx1	IL50-M6Sx1	100	M6X1	1/2	3/4	1	1-3/4	1	3/16
IL50-M8Gx1	IL50-M8Sx1	500	M8X1.25	1/2	3/4	1	1-3/4	1	3/16
IL50-M6G	IL50-M6S	100	M6X1	1/2	3/4	1	2-3/4	2	3/16
IL50-M8G	IL50-M8S	500	M8X1.25	1/2	3/4	1	2-3/4	2	3/16
IL50-M10G	IL50-M10S	1000	M10X1.50	1/2	3/4	1	2-3/4	2	3/16
IL50-M12G	IL50-M12S	2000	M12X1.75	1/2	3/4	1	2-3/4	2	3/16
IL50-M16G	IL50-M16S	3000	M16X2.00	5/8	3/4	1	2-3/4	2	3/16
IL50-M20G	IL50-M20S	3000	M20X2.50	3/4	3/4	1	2-3/4	2	3/16
IL50-M24G	IL50-M24S	3000	M24X3.00	1	1	1	3	2	1/2
IL52-M6Gx1	IL52-M6Sx1	100	M6X1	1/2	3/4	1-1/2	1-3/4	1	3/16
IL52-M8Gx1	IL52-M8Sx1	500	M8X1.25	1/2	3/4	1-1/2	1-3/4	1	3/16
IL52-M6G	IL52-M6S	100	M6X1	1/2	3/4	1-1/2	2-3/4	2	3/16
IL52-M8G	IL52-M8S	500	M8X1.25	1/2	3/4	1-1/2	2-3/4	2	3/16
IL52-M10G	IL52-M10S	1000	M10X1.50	1/2	3/4	1-1/2	2-3/4	2	3/16
IL52-M12G	IL52-M12S	2000	M12X1.75	1/2	3/4	1-1/2	2-3/4	2	3/16
IL52-M16G	IL52-M16S	3000	M16X2.00	5/8	3/4	1-1/2	2-3/4	2	3/16
IL52-M20G	IL52-M20S	3000	M20X2.50	3/4	3/4	1-1/2	2-3/4	2	3/16
IL52-M24G	IL52-M24S	3000	M24X3.00	1	1	1-1/2	3	2	1/2
IL54-M6Gx1	IL54-M6Sx1	100	M6X1	1/2	3/4	2	1-3/4	1	3/16
IL54-M8Gx1	IL54-M8Sx1	500	M8X1.25	1/2	3/4	2	1-3/4	1	3/16
IL54-M6G	IL54-M6S	100	M6X1	1/2	3/4	2	2-3/4	2	3/16
IL54-M8G	IL54-M8S	500	M8X1.25	1/2	3/4	2	2-3/4	2	3/16
IL54-M10G	IL54-M10S	1000	M10X1.50	1/2	3/4	2	2-3/4	2	3/16
IL54-M12G	IL54-M12S	2000	M12X1.75	1/2	3/4	2	2-3/4	2	3/16
IL54-M16G	IL54-M16S	3000	M16X2.00	5/8	3/4	2	2-3/4	2	3/16
IL54-M20G	IL54-M20S	3000	M20X2.50	3/4	3/4	2	2-3/4	2	3/16
IL54-M24G	IL54-M24S	3000	M24X3.00	1	1	2	3	2	1/2
IL56-M6Gx1	IL56-M6Sx1	100	M6X1	1/2	3/4	3	1-3/4	1	3/16
IL56-M8Gx1	IL56-M8Sx1	500	M8X1.25	1/2	3/4	3	1-3/4	1	3/16
IL56-M6G	IL56-M6S	100	M6X1	1/2	3/4	3	2-3/4	2	3/16
IL56-M8G	IL56-M8S	500	M8X1.25	1/2	3/4	3	2-3/4	2	3/16
IL56-M10G	IL56-M10S	1000	M10X1.50	1/2	3/4	3	2-3/4	2	3/16
IL56-M12G	IL56-M12S	2000	M12X1.75	1/2	3/4	3	2-3/4	2	3/16
IL56-M16G	IL56-M16S	3000	M16X2.00	5/8	3/4	3	2-3/4	2	3/16
IL56-M20G	IL56-M20S	3000	M20X2.50	3/4	3/4	3	2-3/4	2	3/16
IL56-M24G	IL56-M24S	3000	M24X3.00	1	1	3	3	2	1/2
IL58-M6Gx1	IL58-M6Sx1	100	M6X1	1/2	3/4	4	1-3/4	1	3/16
IL58-M8Gx1	IL58-M8Sx1	500	M8X1.25	1/2	3/4	4	1-3/4	1	3/16
IL58-M6G	IL58-M6S	100	M6X1	1/2	3/4	4	2-3/4	2	3/16
IL58-M8G	IL58-M8S	500	M8X1.25	1/2	3/4	4	2-3/4	2	3/16
IL58-M10G	IL58-M10S	1000	M10X1.50	1/2	3/4	4	2-3/4	2	3/16
IL58-M12G	IL58-M12S	2000	M12X1.75	1/2	3/4	4	2-3/4	2	3/16
IL58-M16G	IL58-M16S	3000	M16X2.00	5/8	3/4	4	2-3/4	2	3/16
IL58-M20G	IL58-M20S	3000	M20X2.50	3/4	3/4	4	2-3/4	2	3/16
IL58-M24G	IL58-M24S	3000	M24X3.00	1	1	4	3	2	1/2

To order optional top broached hex, "allen drive," add "-BR".

Top Hex (Allen-drive) Thread & Hex Size							
Thread	M6X1	M8X1.25	M10X1.50	M12X1.75	M16X2.00	M20X2.50	M24X3.00
Hex Size	3mm	4mm	5mm	6mm	8mm	10mm	12mm



MEDIUM-DUTY LEVELERS
POLY SWIVEL
METRIC 3 INCH STUD

LOW-PROFILE METRIC POLY SWIVEL STUD LEVELERS

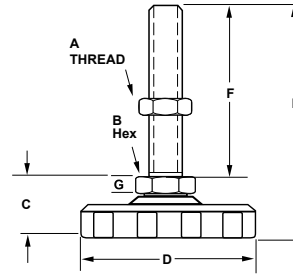
The IEC Poly Base Steel and Stainless Steel Swivel Stud Leveler is ideal for medium-duty load requirements. Nylon bases from 1" to 4" with 15 degree swivel from centerline. Steel Stud has trivalent zinc, yellow chromate finish.

Features

- Corrosion resistant
- 15 degree swivel
- 5 base diameters
- Glass-filled nylon
- Loads to 3,000 lbs.
- Supplied with jam nut
- RoHS compliant
- Optional Top-A-Just™ shown to right (add "BR" to P/N)

Applications

- Electronic equipment
- Enclosures
- Conveyors
- Machinery
- Work tables
- Display racks



LOW PROFILE METRIC POLY SWIVEL — 3" STUD LENGTHS

Steel	Stainless	Load	A	B	C	D	E	F	G
IL50-M6Gx3	IL50-M6Sx3	100	M6X1	1/2	3/4	1	3-3/4	3	3/16
IL50-M8Gx3	IL50-M8Sx3	500	M8X1.25	1/2	3/4	1	3-3/4	3	3/16
IL50-M10Gx3	IL50-M10Sx3	1000	M10X1.50	1/2	3/4	1	3-3/4	3	3/16
IL50-M12Gx3	IL50-M12Sx3	2000	M12X1.75	1/2	3/4	1	3-3/4	3	3/16
IL50-M16Gx3	IL50-M16Sx3	3000	M16X2.00	5/8	3/4	1	3-3/4	3	3/16
IL50-M20Gx3	IL50-M20Sx3	3000	M20X2.50	3/4	3/4	1	3-3/4	3	3/16
IL50-M24Gx3	IL50-M24Sx3	3000	M24X3.00	1	1	1	4	3	1/2
IL52-M6Gx3	IL52-M6Sx3	100	M6X1	1/2	3/4	1-1/2	3-3/4	3	3/16
IL52-M8Gx3	IL52-M8Sx3	500	M8X1.25	1/2	3/4	1-1/2	3-3/4	3	3/16
IL52-M10Gx3	IL52-M10Sx3	1000	M10X1.50	1/2	3/4	1-1/2	3-3/4	3	3/16
IL52-M12Gx3	IL52-M12Sx3	2000	M12X1.75	1/2	3/4	1-1/2	3-3/4	3	3/16
IL52-M16Gx3	IL52-M16Sx3	3000	M16X2.00	5/8	3/4	1-1/2	3-3/4	3	3/16
IL52-M20Gx3	IL52-M20Sx3	3000	M20X2.50	3/4	3/4	1-1/2	3-3/4	3	3/16
IL52-M24Gx3	IL52-M24Sx3	3000	M24X3.00	1	1	1-1/2	4	3	1/2
IL54-M6Gx3	IL54-M6Sx3	100	M6X1	1/2	3/4	2	3-3/4	3	3/16
IL54-M8Gx3	IL54-M8Sx3	500	M8X1.25	1/2	3/4	2	3-3/4	3	3/16
IL54-M10Gx3	IL54-M10Sx3	1000	M10X1.50	1/2	3/4	2	3-3/4	3	3/16
IL54-M12Gx3	IL54-M12Sx3	2000	M12X1.75	1/2	3/4	2	3-3/4	3	3/16
IL54-M16Gx3	IL54-M16Sx3	3000	M16X2.00	5/8	3/4	2	3-3/4	3	3/16
IL54-M20Gx3	IL54-M20Sx3	3000	M20X2.50	3/4	3/4	2	3-3/4	3	3/16
IL54-M24Gx3	IL54-M24Sx3	3000	M24X3.00	1	1	2	4	3	1/2
IL56-M6Gx3	IL56-M6Sx3	100	M6X1	1/2	3/4	3	3-3/4	3	3/16
IL56-M8Gx3	IL56-M8Sx3	500	M8X1.25	1/2	3/4	3	3-3/4	3	3/16
IL56-M10Gx3	IL56-M10Sx3	1000	M10X1.50	1/2	3/4	3	3-3/4	3	3/16
IL56-M12Gx3	IL56-M12Sx3	2000	M12X1.75	1/2	3/4	3	3-3/4	3	3/16
IL56-M16Gx3	IL56-M16Sx3	3000	M16X2.00	5/8	3/4	3	3-3/4	3	3/16
IL56-M20Gx3	IL56-M20Sx3	3000	M20X2.50	3/4	3/4	3	3-3/4	3	3/16
IL56-M24Gx3	IL56-M24Sx3	3000	M24X3.00	1	1	3	4	3	1/2
IL58-M6Gx3	IL58-M6Sx3	100	M6X1	1/2	3/4	4	3-3/4	3	3/16
IL58-M8Gx3	IL58-M8Sx3	500	M8X1.25	1/2	3/4	4	3-3/4	3	3/16
IL58-M10Gx3	IL58-M10Sx3	1000	M10X1.50	1/2	3/4	4	3-3/4	3	3/16
IL58-M12Gx3	IL58-M12Sx3	2000	M12X1.75	1/2	3/4	4	3-3/4	3	3/16
IL58-M16Gx3	IL58-M16Sx3	3000	M16X2.00	5/8	3/4	4	3-3/4	3	3/16
IL58-M20Gx3	IL58-M20Sx3	3000	M20X2.50	3/4	3/4	4	3-3/4	3	3/16
IL58-M24Gx3	IL58-M24Sx3	3000	M24X3.00	1	1	4	4	3	1/2

To order optional top broached hex, "allen drive," add "BR".

Top Hex (Allen-drive) Thread & Hex Size							
Thread	M6X1	M8X1.25	M10X1.50	M12X1.75	M16X2.00	M20X2.50	M24X3.00
Hex Size	3mm	4mm	5mm	6mm	8mm	10mm	12mm



MEDIUM-DUTY LEVELERS
POLY SWIVEL
METRIC 4 INCH STUD

LOW-PROFILE METRIC POLY SWIVEL STUD LEVELERS

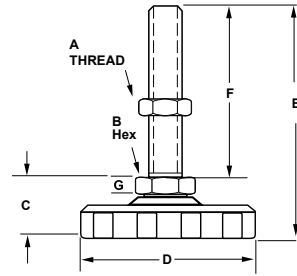
The IEC Poly Base Steel and Stainless Steel Swivel Stud Leveler is ideal for medium-duty load requirements. Nylon bases from 1" to 4" with 15 degree swivel from centerline. Steel Stud has trivalent zinc, yellow chromate finish.

Features

- Corrosion resistant
- 15 degree swivel
- 5 base diameters
- Glass-filled nylon
- Loads to 3,000 lbs.
- Supplied with jam nut
- RoHS compliant
- Optional Top-A-Just™ shown to right (add "-BR" to P/N)

Applications

- Electronic equipment
- Enclosures
- Conveyors
- Machinery
- Work tables
- Display racks



LOW PROFILE METRIC POLY SWIVEL — 4" STUD LENGTHS

Steel	Stainless	Load	A	B	C	D	E	F	G
IL50-M8Gx4	IL50-M8Sx4	500	M8X1.25	1/2	3/4	1	4-3/4	4	3/16
IL50-M10Gx4	IL50-M10Sx4	1000	M10X1.50	1/2	3/4	1	4-3/4	4	3/16
IL50-M12Gx4	IL50-M12Sx4	2000	M12X1.75	1/2	3/4	1	4-3/4	4	3/16
IL50-M16Gx4	IL50-M16Sx4	3000	M16X2.00	5/8	3/4	1	4-3/4	4	3/16
IL50-M20Gx4	IL50-M20Sx4	3000	M20X2.50	3/4	3/4	1	4-3/4	4	3/16
IL50-M24Gx4	IL50-M24Sx4	3000	M24X3.00	1	1	1	5	4	1/2
IL52-M8Gx4	IL52-M8Sx4	500	M8X1.25	1/2	3/4	1-1/2	4-3/4	4	3/16
IL52-M10Gx4	IL52-M10Sx4	1000	M10X1.50	1/2	3/4	1-1/2	4-3/4	4	3/16
IL52-M12Gx4	IL52-M12Sx4	2000	M12X1.75	1/2	3/4	1-1/2	4-3/4	4	3/16
IL52-M16Gx4	IL52-M16Sx4	3000	M16X2.00	5/8	3/4	1-1/2	4-3/4	4	3/16
IL52-M20Gx4	IL52-M20Sx4	3000	M20X2.50	3/4	3/4	1-1/2	4-3/4	4	3/16
IL52-M24Gx4	IL52-M24Sx4	3000	M24X3.00	1	1	1-1/2	5	4	1/2
IL54-M8Gx4	IL54-M8Sx4	500	M8X1.25	1/2	3/4	2	4-3/4	4	3/16
IL54-M10Gx4	IL54-M10Sx4	1000	M10X1.50	1/2	3/4	2	4-3/4	4	3/16
IL54-M12Gx4	IL54-M12Sx4	2000	M12X1.75	1/2	3/4	2	4-3/4	4	3/16
IL54-M16Gx4	IL54-M16Sx4	3000	M16X2.00	5/8	3/4	2	4-3/4	4	3/16
IL54-M20Gx4	IL54-M20Sx4	3000	M20X2.50	3/4	3/4	2	4-3/4	4	3/16
IL54-M24Gx4	IL54-M24Sx4	3000	M24X3.00	1	1	2	5	4	1/2
IL56-M8Gx4	IL56-M8Sx4	500	M8X1.25	1/2	3/4	3	4-3/4	4	3/16
IL56-M10Gx4	IL56-M10Sx4	1000	M10X1.50	1/2	3/4	3	4-3/4	4	3/16
IL56-M12Gx4	IL56-M12Sx4	2000	M12X1.75	1/2	3/4	3	4-3/4	4	3/16
IL56-M16Gx4	IL56-M16Sx4	3000	M16X2.00	5/8	3/4	3	4-3/4	4	3/16
IL56-M20Gx4	IL56-M20Sx4	3000	M20X2.50	3/4	3/4	3	4-3/4	4	3/16
IL56-M24Gx4	IL56-M24Sx4	3000	M24X3.00	1	1	3	5	4	1/2
IL58-M8Gx4	IL58-M8Sx4	500	M8X1.25	1/2	3/4	4	4-3/4	4	3/16
IL58-M10Gx4	IL58-M10Sx4	1000	M10X1.50	1/2	3/4	4	4-3/4	4	3/16
IL58-M12Gx4	IL58-M12Sx4	2000	M12X1.75	1/2	3/4	4	4-3/4	4	3/16
IL58-M16Gx4	IL58-M16Sx4	3000	M16X2.00	5/8	3/4	4	4-3/4	4	3/16
IL58-M20Gx4	IL58-M20Sx4	3000	M20X2.50	3/4	3/4	4	4-3/4	4	3/16
IL58-M24Gx4	IL58-M24Sx4	3000	M24X3.00	1	1	4	5	4	1/2

To order optional top broached hex, "allen drive," add "-BR".

Top Hex (Allen-drive) Thread & Hex Size							
Thread	M6X1	M8X1.25	M10X1.50	M12X1.75	M16X2.00	M20X2.50	M24X3.00
Hex Size	3mm	4mm	5mm	6mm	8mm	10mm	12mm



MEDIUM-DUTY LEVELERS
POLY SWIVEL
METRIC 5 INCH STUD

LOW-PROFILE METRIC POLY SWIVEL STUD LEVELERS

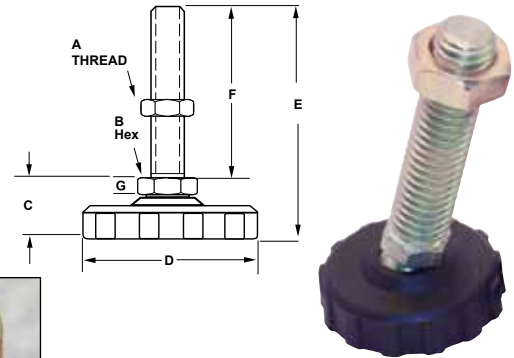
The IEC Poly Base Steel and Stainless Steel Swivel Stud Leveler is ideal for medium-duty load requirements. Nylon bases from 1" to 4" with 15 degree swivel from centerline. Steel Stud has trivalent zinc, yellow chromate finish.

Features

- Corrosion resistant
- 15 degree swivel
- 5 base diameters
- Glass-filled nylon
- Loads to 3,000 lbs.
- Supplied with jam nut
- RoHS compliant
- Optional Top-A-Just™ shown to right (add "-BR" to P/N)

Applications

- Electronic equipment
- Enclosures
- Conveyors
- Machinery
- Work tables
- Display racks



LOW PROFILE METRIC POLY SWIVEL — 5" STUD LENGTHS

Steel	Stainless	Load	A	B	C	D	E	F	G
IL50-M10Gx5	IL50-M10Sx5	1000	M10X1.50	1/2	3/4	1	5-3/4	5	3/16
IL50-M12Gx5	IL50-M12Sx5	2000	M12X1.75	1/2	3/4	1	5-3/4	5	3/16
IL50-M16Gx5	IL50-M16Sx5	3000	M16X2.00	5/8	3/4	1	5-3/4	5	3/16
IL50-M20Gx5	IL50-M20Sx5	3000	M20X2.50	3/4	3/4	1	5-3/4	5	3/16
IL50-M24Gx5	IL50-M24Sx5	3000	M24X3.00	1	1	1	6	5	1/2
IL52-M10Gx5	IL52-M10Sx5	1000	M10X1.50	1/2	3/4	1-1/2	5-3/4	5	3/16
IL52-M12Gx5	IL52-M12Sx5	2000	M12X1.75	1/2	3/4	1-1/2	5-3/4	5	3/16
IL52-M16Gx5	IL52-M16Sx5	3000	M16X2.00	5/8	3/4	1-1/2	5-3/4	5	3/16
IL52-M20Gx5	IL52-M20Sx5	3000	M20X2.50	3/4	3/4	1-1/2	5-3/4	5	3/16
IL52-M24Gx5	IL52-M24Sx5	3000	M24X3.00	1	1	1-1/2	6	5	1/2
IL54-M10Gx5	IL54-M10Sx5	1000	M10X1.50	1/2	3/4	2	5-3/4	5	3/16
IL54-M12Gx5	IL54-M12Sx5	2000	M12X1.75	1/2	3/4	2	5-3/4	5	3/16
IL54-M16Gx5	IL54-M16Sx5	3000	M16X2.00	5/8	3/4	2	5-3/4	5	3/16
IL54-M20Gx5	IL54-M20Sx5	3000	M20X2.50	3/4	3/4	2	5-3/4	5	3/16
IL54-M24Gx5	IL54-M24Sx5	3000	M24X3.00	1	1	2	6	5	1/2
IL56-M10Gx5	IL56-M10Sx5	1000	M10X1.50	1/2	3/4	3	5-3/4	5	3/16
IL56-M12Gx5	IL56-M12Sx5	2000	M12X1.75	1/2	3/4	3	5-3/4	5	3/16
IL56-M16Gx5	IL56-M16Sx5	3000	M16X2.00	5/8	3/4	3	5-3/4	5	3/16
IL56-M20Gx5	IL56-M20Sx5	3000	M20X2.50	3/4	3/4	3	5-3/4	5	3/16
IL56-M24Gx5	IL56-M24Sx5	3000	M24X3.00	1	1	3	6	5	1/2
IL58-M10Gx5	IL58-M10Sx5	1000	M10X1.50	1/2	3/4	4	5-3/4	5	3/16
IL58-M12Gx5	IL58-M12Sx5	2000	M12X1.75	1/2	3/4	4	5-3/4	5	3/16
IL58-M16Gx5	IL58-M16Sx5	3000	M16X2.00	5/8	3/4	4	5-3/4	5	3/16
IL58-M20Gx5	IL58-M20Sx5	3000	M20X2.50	3/4	3/4	4	5-3/4	5	3/16
IL58-M24Gx5	IL58-M24Sx5	3000	M24X3.00	1	1	4	6	5	1/2

To order optional top broached hex, "allen drive," add "-BR".

Top Hex (Allen-drive) Thread & Hex Size							
Thread	M6X1	M8X1.25	M10X1.50	M12X1.75	M16X2.00	M20X2.50	M24X3.00
Hex Size	3mm	4mm	5mm	6mm	8mm	10mm	12mm



MEDIUM-DUTY LEVELERS
POLY SWIVEL
METRIC 6 INCH STUD

LOW-PROFILE METRIC POLY SWIVEL STUD LEVELERS

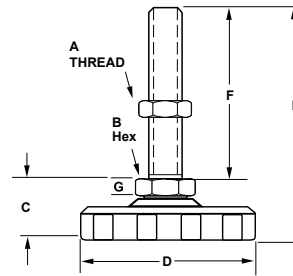
The IEC *Poly Base Steel and Stainless Steel Swivel Stud Leveler* is ideal for medium-duty load requirements. Nylon bases from 1" to 4" with 15 degree swivel from centerline. Steel Stud has trivalent zinc, yellow chromate finish.

Features

- Corrosion resistant
- 15 degree swivel
- 5 base diameters
- Glass-filled nylon
- Loads to 3,000 lbs.
- Supplied with jam nut
- RoHS compliant
- Optional Top-A-Just™ shown to right (add "-BR" to P/N)

Applications

- Electronic equipment
- Enclosures
- Conveyors
- Machinery
- Work tables
- Display racks



LOW PROFILE METRIC POLY SWIVEL — 6" STUD LENGTHS

Steel	Stainless	Load	A	B	C	D	E	F	G
IL50-M10Gx6	IL50-M10Sx6	1000	M10X1.50	1/2	3/4	1	6-3/4	6	3/16
IL50-M12Gx6	IL50-M12Sx6	2000	M12X1.75	1/2	3/4	1	6-3/4	6	3/16
IL50-M16Gx6	IL50-M16Sx6	3000	M16X2.00	5/8	3/4	1	6-3/4	6	3/16
IL50-M20Gx6	IL50-M20Sx6	3000	M20X2.50	3/4	3/4	1	6-3/4	6	3/16
IL50-M24Gx6	IL50-M24Sx6	3000	M24X3.00	1	1	1	7	6	1/2
IL52-M10Gx6	IL52-M10Sx6	1000	M10X1.50	1/2	3/4	1-1/2	6-3/4	6	3/16
IL52-M12Gx6	IL52-M12Sx6	2000	M12X1.75	1/2	3/4	1-1/2	6-3/4	6	3/16
IL52-M16Gx6	IL52-M16Sx6	3000	M16X2.00	5/8	3/4	1-1/2	6-3/4	6	3/16
IL52-M20Gx6	IL52-M20Sx6	3000	M20X2.50	3/4	3/4	1-1/2	6-3/4	6	3/16
IL52-M24Gx6	IL52-M24Sx6	3000	M24X3.00	1	1	1-1/2	7	6	1/2
IL54-M10Gx6	IL54-M10Sx6	1000	M10X1.50	1/2	3/4	2	6-3/4	6	3/16
IL54-M12Gx6	IL54-M12Sx6	2000	M12X1.75	1/2	3/4	2	6-3/4	6	3/16
IL54-M16Gx6	IL54-M16Sx6	3000	M16X2.00	5/8	3/4	2	6-3/4	6	3/16
IL54-M20Gx6	IL54-M20Sx6	3000	M20X2.50	3/4	3/4	2	6-3/4	6	3/16
IL54-M24Gx6	IL54-M24Sx6	3000	M24X3.00	1	1	2	7	6	1/2
IL56-M10Gx6	IL56-M10Sx6	1000	M10X1.50	1/2	3/4	3	6-3/4	6	3/16
IL56-M12Gx6	IL56-M12Sx6	2000	M12X1.75	1/2	3/4	3	6-3/4	6	3/16
IL56-M16Gx6	IL56-M16Sx6	3000	M16X2.00	5/8	3/4	3	6-3/4	6	3/16
IL56-M20Gx6	IL56-M20Sx6	3000	M20X2.50	3/4	3/4	3	6-3/4	6	3/16
IL56-M24Gx6	IL56-M24Sx6	3000	M24X3.00	1	1	3	7	6	1/2
IL58-M10Gx6	IL58-M10Sx6	1000	M10X1.50	1/2	3/4	4	6-3/4	6	3/16
IL58-M12Gx6	IL58-M12Sx6	2000	M12X1.75	1/2	3/4	4	6-3/4	6	3/16
IL58-M16Gx6	IL58-M16Sx6	3000	M16X2.00	5/8	3/4	4	6-3/4	6	3/16
IL58-M20Gx6	IL58-M20Sx6	3000	M20X2.50	3/4	3/4	4	6-3/4	6	3/16
IL58-M24Gx6	IL58-M24Sx6	3000	M24X3.00	1	1	4	7	6	1/2

To order optional top broached hex, "allen drive," add "-BR".

Top Hex (Allen-drive) Thread & Hex Size							
Thread	M6X1	M8X1.25	M10X1.50	M12X1.75	M16X2.00	M20X2.50	M24X3.00
Hex Size	3mm	4mm	5mm	6mm	8mm	10mm	12mm



MEDIUM-DUTY LEVELERS
POLY SWIVEL
METRIC 8 INCH STUD

LOW-PROFILE METRIC POLY SWIVEL STUD LEVELERS

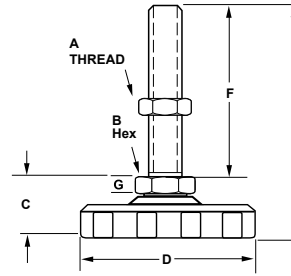
The IEC Poly Base Steel and Stainless Steel Swivel Stud Leveler is ideal for medium-duty load requirements. Nylon bases from 1" to 4" with 15 degree swivel from centerline. Steel Stud has trivalent zinc, yellow chromate finish.

Features

- Corrosion resistant
- 15 degree swivel
- 5 base diameters
- Glass-filled nylon
- Loads to 3,000 lbs.
- Supplied with jam nut
- RoHS compliant
- Optional Top-A-Just™ shown to right (add "-BR" to P/N)

Applications

- Electronic equipment
- Enclosures
- Conveyors
- Machinery
- Work tables
- Display racks



LOW PROFILE METRIC POLY SWIVEL — 8" STUD LENGTHS

Steel	Stainless	Load	A	B	C	D	E	F	G
IL50-M12Gx8	IL50-M12Sx8	2000	M12X1.75	1/2	3/4	1	8-3/4	8	3/16
IL50-M16Gx8	IL50-M16Sx8	3000	M16X2.00	5/8	3/4	1	8-3/4	8	3/16
IL50-M20Gx8	IL50-M20Sx8	3000	M20X2.50	3/4	3/4	1	8-3/4	8	3/16
IL50-M24Gx8	IL50-M24Sx8	3000	M24X3.00	1	1	1	9	8	1/2
IL52-M12Gx8	IL52-M12Sx8	2000	M12X1.75	1/2	3/4	1-1/2	8-3/4	8	3/16
IL52-M16Gx8	IL52-M16Sx8	3000	M16X2.00	5/8	3/4	1-1/2	8-3/4	8	3/16
IL52-M20Gx8	IL52-M20Sx8	3000	M20X2.50	3/4	3/4	1-1/2	8-3/4	8	3/16
IL52-M24Gx8	IL52-M24Sx8	3000	M24X3.00	1	1	1-1/2	9	8	1/2
IL54-M12Gx8	IL54-M12Sx8	2000	M12X1.75	1/2	3/4	2	8-3/4	8	3/16
IL54-M16Gx8	IL54-M16Sx8	3000	M16X2.00	5/8	3/4	2	8-3/4	8	3/16
IL54-M20Gx8	IL54-M20Sx8	3000	M20X2.50	3/4	3/4	2	8-3/4	8	3/16
IL54-M24Gx8	IL54-M24Sx8	3000	M24X3.00	1	1	2	9	8	1/2
IL56-M12Gx8	IL56-M12Sx8	2000	M12X1.75	1/2	3/4	3	8-3/4	8	3/16
IL56-M16Gx8	IL56-M16Sx8	3000	M16X2.00	5/8	3/4	3	8-3/4	8	3/16
IL56-M20Gx8	IL56-M20Sx8	3000	M20X2.50	3/4	3/4	3	8-3/4	8	3/16
IL56-M24Gx8	IL56-M24Sx8	3000	M24X3.00	1	1	3	9	8	1/2
IL58-M12Gx8	IL58-M12Sx8	2000	M12X1.75	1/2	3/4	4	8-3/4	8	3/16
IL58-M16Gx8	IL58-M16Sx8	3000	M16X2.00	5/8	3/4	4	8-3/4	8	3/16
IL58-M20Gx8	IL58-M20Sx8	3000	M20X2.50	3/4	3/4	4	8-3/4	8	3/16
IL58-M24Gx8	IL58-M24Sx8	3000	M24X3.00	1	1	4	9	8	1/2

To order optional top broached hex, "allen drive," add "-BR".

Top Hex (Allen-drive) Thread & Hex Size							
Thread	M6X1	M8X1.25	M10X1.50	M12X1.75	M16X2.00	M20X2.50	M24X3.00
Hex Size	3mm	4mm	5mm	6mm	8mm	10mm	12mm